

PERMITTIVITY AND VISCOSITY OF LIQUIDS

The table gives the static relative permittivity ϵ_s , i.e., the relative permittivity measured in static fields or at low frequencies where no relaxation effects occur.

The static permittivity refers to nominal atmospheric pressure as long as the corresponding temperature is below the normal boiling point. Otherwise, at temperatures above the normal boiling point, the pressure is understood to be the saturated vapor pressure of the substance considered.

Viscosity values correspond to a nominal pressure of 1 atmosphere.

T = 298,2 K

Mol. Form.	Name	ϵ	Viscosity in mPa s
Br ₂	Bromine	3.1484	0.944
H ₂ O	Water	78.11	0.890
CCl ₄	Tetrachloromethane	2.2379	0.908
CHN	Hydrogen cyanide	114.9	0.183
CH ₂ Cl ₂	Dichloromethane	8.93	0.413
CH ₃ I	Iodomethane	6.97	0.469
CH ₃ NO	Formamide	111.0	3.343
CS ₂	Carbon disulfide	2.6320	0.352
C ₂ H ₃ ClO	Acetyl chloride	15.8	0.368
C ₂ H ₃ N	Acetonitrile	36.64	0.369
C ₂ H ₄ Cl ₂	1,2-Dichloroethane	10.42	0.779
C ₂ H ₄ O ₂	Acetic acid	6.20	1.056
C ₂ H ₆ O	Ethanol	25.3	1.074
C ₂ H ₆ OS	Dimethyl sulfoxide	47.24	1.987
C ₂ H ₆ O ₂	Ethylene glycol	41.4	16.1
C ₃ H ₃ N	Acrylonitrile	33.0	-
C ₃ H ₄ O ₃	Ethylene carbonate	89.78	-
C ₃ H ₅ ClO	Epichlorohydrin	22.6	1.073
C ₂ H ₅ Br	Bromoethane	9.01	0.374
C ₃ H ₆ O	Acetone	21.01	0.306
C ₃ H ₇ NO	<i>N,N</i> -Dimethylformamide	38.25	0.794
C ₃ H ₈ O	1-Propanol	20.8	1.945
C ₃ H ₈ O ₃	Glycerol	46.53	93.4
C ₄ H ₄ O	Furan	2.88	0.361
C ₄ H ₅ N	Pyrrole	8.00	1.225
C ₄ H ₈ O	Tetrahydrofuran	7.52	0.456
C ₄ H ₈ O ₂	Ethyl acetate	6.0814	0.423
C ₄ H ₈ O ₂	1,4-Dioxane	2.2189	1.177
C ₄ H ₁₀ O	1-Butanol	17.84	2.544
C ₄ H ₁₀ O	Diethyl ether	4.2666	0.224
C ₅ H ₄ O ₂	Furfural	42.1	1.587
C ₅ H ₅ N	Pyridine	13.260	0.879
C ₅ H ₁₀	1-Pentene	2.011	0.195
C ₅ H ₁₁ N	Piperidine	4.33	1.573
C ₅ H ₁₂ O	1-Pentanol	15.13	3.619
C ₆ F ₆	Hexafluorobenzene	2.029	2.789
C ₆ H ₅ Br	Bromobenzene	5.45	1.074
C ₆ H ₅ Cl	Chlorobenzene	5.6895	0.753
C ₆ H ₅ NO ₂	Nitrobenzene	35.6	1.863
C ₆ H ₆	Benzene	2.2825	0.604
C ₆ H ₇ N	Aniline	7.06	3.847
C ₆ H ₁₄	Hexane	1.8865	0.300
C ₇ H ₈	Toluene	2.379	0.560
C ₇ H ₈ O	Anisole	4.30	1.056
C ₇ H ₈ O	<i>m</i> -Cresol	12.44	12.9
C ₇ H ₉ N	Benzylamine	5.18	1.624
C ₇ H ₁₄	1-Heptene	2.092	0.340
C ₇ H ₁₆	Heptane	1.9209	0.387
C ₈ H ₈	Styrene	2.4737	0.695
C ₈ H ₁₀	Ethylbenzene	2.4463	0.631

**PERMITTIVITY (DIELECTRIC CONSTANT) OF WATER AS A
FUNCTION OF TEMPERATURE AND PRESSURE**

The following table summarizes the relative permittivity (static dielectric constant) of liquid water and steam over a wide range of temperature and pressure. Values are given from slightly above the freezing point to 1000 K and at pressures from normal atmospheric to 1000 MPa (about 10000 atm). The values are generated from an equation that correlates the best experimental measurements from a large number of sources. The correlating equation and full details of the formulation may be found in Reference 1.

Temperatures are given on the ITS-90 scale. Liquid–vapor boundaries are indicated by horizontal lines.

T/K	Pressure in MPa										
	0.1	1	2	5	10	20	50	100	200	500	1000
275	87.16	87.20	87.24	87.36	87.57	87.97	89.16	91.05	94.55	103.7	
280	85.19	85.23	85.27	85.39	85.59	85.98	87.14	88.98	92.38	101.3	
285	83.27	83.30	83.34	83.46	83.65	84.04	85.17	86.96	90.27	98.91	
290	81.39	81.42	81.46	81.57	81.76	82.14	83.24	84.99	88.22	96.64	
295	79.55	79.58	79.62	79.73	79.92	80.29	81.37	83.08	86.24	94.44	
300	77.75	77.78	77.82	77.93	78.11	78.48	79.54	81.22	84.31	92.31	
305	75.99	76.02	76.06	76.17	76.35	76.71	77.75	79.40	82.43	90.25	101.3
310	74.27	74.30	74.33	74.44	74.62	74.98	76.01	77.63	80.61	88.26	99.06
315	72.58	72.61	72.65	72.76	72.93	73.28	74.30	75.90	78.84	86.34	96.87
320	70.93	70.97	71.00	71.11	71.28	71.63	72.64	74.22	77.11	84.48	94.76
340	64.70	64.73	64.77	64.87	65.04	65.38	66.36	67.89	70.65	77.58	87.07
360	<u>59.00</u>	59.03	59.07	59.17	59.34	59.68	60.65	62.15	64.83	71.45	80.36
380	1.006	53.83	53.86	53.97	54.14	54.48	55.45	56.94	59.57	65.95	74.43
400	1.005	49.06	49.10	49.21	49.39	49.73	50.71	52.20	54.80	61.00	69.12
420	1.005	44.70	44.74	44.85	45.04	45.39	46.39	47.90	50.48	56.53	64.35
440	1.004	<u>40.70</u>	40.74	40.85	41.05	41.42	42.45	43.98	46.55	52.48	60.03
460	1.004	1.041	37.04	37.17	37.37	37.76	38.84	40.40	42.99	48.81	56.11
480	1.004	1.038	<u>33.61</u>	33.75	33.97	34.39	35.53	37.14	39.75	45.47	52.55
500	1.003	1.034	1.074	<u>30.55</u>	30.79	31.25	32.47	34.15	36.79	42.44	49.30
550	1.003	1.028	1.059	1.177	<u>23.53</u>	24.18	25.73	27.67	30.46	35.99	42.38
600	1.002	1.024	1.049	1.137	1.365	<u>17.50</u>	19.90	22.29	25.34	30.82	36.82
650	1.002	1.020	1.041	1.112	1.267	2.066	14.50	17.72	21.12	26.62	32.31
700	1.002	1.017	1.036	1.095	1.214	1.603	8.963	13.75	17.60	23.17	28.60
750	1.002	1.015	1.031	1.082	1.179	1.452	4.424	10.34	14.65	20.30	25.51
800	1.001	1.013	1.027	1.071	1.154	1.365	2.844	7.562	12.17	17.88	22.91
850	1.001	1.012	1.024	1.063	1.134	1.307	2.269	5.571	10.10	15.83	20.70
900	1.001	1.011	1.022	1.056	1.118	1.265	1.975	4.284	8.416	14.08	18.80
950	1.001	1.010	1.020	1.050	1.105	1.232	1.793	3.477	7.066	12.57	17.15
1000	1.001	1.009	1.018	1.046	1.095	1.206	1.668	2.956	6.003	11.27	15.72
1050	1.001	1.008	1.016	1.041	1.086	1.184	1.576	2.601	5.172	10.14	14.45
1100	1.001	1.007	1.015	1.038	1.078	1.167	1.505	2.347	4.523	9.160	13.34
1150	1.001	1.007	1.014	1.035	1.072	1.151	1.449	2.158	4.012	8.309	12.35
1200	1.001	1.006	1.013	1.032	1.066	1.139	1.403	2.011	3.606	7.569	11.47

DISSOCIATION CONSTANTS

The data in this table are presented as values of pK_a , defined as the negative logarithm of the acid dissociation constant K_a . In the case of bases, the entry in the table is for the conjugate acid; e.g., ammonium ion for ammonia.

All values refer to dilute aqueous solutions at zero ionic strength at the temperature indicated. The table is arranged alphabetically by compound name.

INORGANIC ACIDS AND BASES

Name	Formula	Step	$t/^\circ\text{C}$	pK_a
Ammonia	NH_3		25	9.25
Arsenic acid	H_3AsO_4	1	25	2.26
		2	25	6.76
		3	25	11.29
Arsenious acid	H_2AsO_3		25	9.29
Barium(II) ion	Ba^{+2}		25	13.4
Boric acid	H_3BO_3	1	20	9.27
		2	20	>14
Calcium(II) ion	Ca^{+2}		25	12.6
Carbonic acid	H_2CO_3	1	25	6.35
		2	25	10.33
Chlorous acid	HClO_2		25	1.94
Hydrazoic acid	HN_3		25	4.6
Hydrocyanic acid	HCN		25	9.21
Hydrofluoric acid	HF		25	3.20
Hydrogen peroxide	H_2O_2		25	11.62
Hydrogen sulfide	H_2S	1	25	7.05
		2	25	19
Hypobromous acid	HBrO		25	8.55
Hypochlorous acid	HClO		25	7.40
Hypoiodous acid	HIO		25	10.5
Phosphoric acid	H_3PO_4	1	25	2.16
		2	25	7.21
		3	25	12.32
Sulfuric acid	H_2SO_4	2	25	1.99
Sulfurous acid	H_2SO_3	1	25	1.85
Thiocyanic acid	HSCN		25	-1.8
Water	H_2O		25	13.995

ORGANIC ACIDS AND BASES

Mol. Form.	Name	Step	$t/^\circ\text{C}$	pK_a	Mol. Form.	Name	Step	$t/^\circ\text{C}$	pK_a
CH_2O_2	Formic acid		25	3.75	$\text{C}_4\text{H}_6\text{O}_4$	Succinic acid	1	25	4.21
CH_3NO_2	Nitromethane		25	10.21			2	25	5.64
CH_5N	Methylamine		25	10.66	$\text{C}_4\text{H}_6\text{O}_5$	Malic acid	1	25	3.40
$\text{C}_2\text{HCl}_2\text{O}_2$	Trichloroacetic acid		20	0.66			2	25	5.11
$\text{C}_2\text{H}_2\text{O}_4$	Oxalic acid	1	25	1.25	$\text{C}_4\text{H}_6\text{O}_6$	<i>DL</i> -Tartaric acid	1	25	3.03
		2	25	3.81			2	25	4.37
$\text{C}_2\text{H}_3\text{ClO}_2$	Chloroacetic acid		25	2.87	$\text{C}_4\text{H}_8\text{O}_2$	Butanoic acid		25	4.83
$\text{C}_2\text{H}_4\text{O}_2$	Acetic acid		25	4.756	$\text{C}_5\text{H}_5\text{N}$	Pyridine		25	5.23
$\text{C}_2\text{H}_5\text{N}$	Ethylamine		25	8.04	$\text{C}_6\text{H}_7\text{NO}$	2-Aminophenol	1	20	4.78
$\text{C}_2\text{H}_5\text{NO}$	Acetamide		25	15.1			2	20	9.97
$\text{C}_2\text{H}_7\text{N}$	Ethylamine		25	10.65	$\text{C}_6\text{H}_8\text{O}_6$	<i>L</i> -Ascorbic acid	1	25	4.04
$\text{C}_2\text{H}_7\text{N}$	Dimethylamine		25	10.73			2	16	11.7
$\text{C}_3\text{H}_5\text{NO}_2$	Cyanoacetic acid		25	2.47	$\text{C}_6\text{H}_8\text{O}_7$	Citric acid	1	25	3.13
$\text{C}_3\text{H}_4\text{O}_2$	Acrylic acid		25	4.25			2	25	4.76
$\text{C}_3\text{H}_4\text{O}_3$	Pyruvic acid		25	2.39			3	25	6.40
$\text{C}_3\text{H}_4\text{O}_4$	Malonic acid	1	25	2.85	$\text{C}_7\text{H}_5\text{ClO}_2$	2-Chlorobenzoic acid		25	2.90
		2	25	5.70	$\text{C}_7\text{H}_5\text{ClO}_2$	3-Chlorobenzoic acid		25	3.84
$\text{C}_3\text{H}_6\text{O}_2$	Propanoic acid		25	4.87	$\text{C}_7\text{H}_4\text{ClO}_2$	4-Chlorobenzoic acid		25	4.00
$\text{C}_3\text{H}_6\text{O}_3$	3-Hydroxypropanoic acid		25	4.51	$\text{C}_7\text{H}_6\text{O}_7$	Benzoic acid		25	4.204
$\text{C}_3\text{H}_6\text{O}_3$	Glycerol		25	14.15	$\text{C}_7\text{H}_6\text{O}_3$	2-Hydroxybenzoic acid	1	20	2.98
$\text{C}_3\text{H}_7\text{N}$	Propylamine		25	10.54			2	20	13.6
$\text{C}_4\text{H}_4\text{N}_2$	Pyrimidine		20	1.23	$\text{C}_7\text{H}_6\text{O}_3$	3-Hydroxybenzoic acid	1	25	4.08
$\text{C}_4\text{H}_4\text{N}_2\text{O}_3$	Barbituric acid		25	4.01			2	19	9.92
$\text{C}_4\text{H}_4\text{O}_4$	Maleic acid	1	25	1.92	$\text{C}_7\text{H}_9\text{N}$	Benzylamine		25	9.34
		2	25	6.23	$\text{C}_8\text{H}_6\text{O}_4$	Terephthalic acid	1	25	3.54
$\text{C}_4\text{H}_4\text{O}_4$	Fumaric acid	1	25	3.02			2	25	4.34
		2	25	4.38	$\text{C}_8\text{H}_{16}\text{O}_2$	Octanoic acid		25	4.89

ELECTRICAL CONDUCTIVITY OF WATER

This table gives the electrical conductivity of highly purified water over a range of temperature and pressure. The first column of conductivity data refers to water at its own vapor pressure. Equations for calculating the conductivity at any temperature and pressure may be found in the reference.

Conductivity in $\mu\text{S}/\text{cm}$ at the indicated pressure

$t/^\circ\text{C}$	Sat. vapor	50 MPa	100 MPa	200 MPa	400 MPa	600 MPa
0	0.0115	0.0150	0.0189	0.0275	0.0458	0.0667
25	0.0550	0.0686	0.0836	0.117	0.194	0.291
100	0.765	0.942	1.13	1.53	2.45	3.51
200	2.99	4.08	5.22	7.65	13.1	19.5
300	2.41	4.87	7.80	14.1	28.9	46.5
400		1.17	4.91	14.3	39.2	71.3
600			0.134	4.65	33.8	85.7

IONIC CONDUCTIVITY AND DIFFUSION AT INFINITE DILUTION

This table gives the molar (equivalent) conductivity λ for common ions at infinite dilution. All values refer to aqueous solutions at 25°C.

Ion	λ		D		Ion	λ		D	
	$10^{-4} \text{ m}^2 \text{ S mol}^{-1}$	$10^{-5} \text{ cm}^2 \text{ s}^{-1}$	$10^{-4} \text{ m}^2 \text{ S mol}^{-1}$	$10^{-5} \text{ cm}^2 \text{ s}^{-1}$		$10^{-4} \text{ m}^2 \text{ S mol}^{-1}$	$10^{-5} \text{ cm}^2 \text{ s}^{-1}$	$10^{-4} \text{ m}^2 \text{ S mol}^{-1}$	$10^{-5} \text{ cm}^2 \text{ s}^{-1}$
Inorganic Cations					Organic Cations				
Ag^+	61.9	1.648			Dipropylammonium ⁺	30.1	0.802		
$1/3\text{Al}^{3+}$	61	0.541			Dodecylammonium ⁺	23.8	0.634		
$1/2\text{Ba}^{2+}$	63.6	0.847			Dodecyltrimethylammonium ⁺	22.6	0.602		
Cs^+	77.2	2.056			Ethanolammonium ⁺	42.2	1.124		
$1/2\text{Cu}^{2+}$	53.6	0.714			Ethylammonium ⁺	47.2	1.257		
$1/2\text{Fe}^{2+}$	54	0.719			Ethyltrimethylammonium ⁺	40.5	1.078		
$1/3\text{Fe}^{3+}$	68	0.604			Hexadecyltrimethylammonium ⁺	20.9	0.557		
H^+	349.65	9.311			Methylammonium ⁺	58.7	1.563		
$1/2\text{Hg}^{2+}$	68.6	0.913			Pentylammonium ⁺	37	0.985		
K^+	73.48	1.957			Piperidinium ⁺	37.2	0.991		
$1/3\text{La}^{3+}$	69.7	0.619			Propylammonium ⁺	40.8	1.086		
Li^+	38.66	1.029			Pyridinium ⁺	24.3	0.647		
$1/2\text{Mg}^{2+}$	53.0	0.706			Tetraethylammonium ⁺	32.6	0.868		
NH_4^+	73.5	1.957			Tetramethylammonium ⁺	44.9	1.196		
N_2H_5^+	59	1.571			Triethylsulfonium ⁺	36.1	0.961		
Na^+	50.08	1.334			Trimethylammonium ⁺	47.23	1.258		
Rb^+	77.8	2.072			Organic Anions				
$1/2\text{Sr}^{2+}$	59.4	0.791			Acetate ⁻	40.9	—		
Ti^+	74.7	1.989			$1/2\text{Azelate}^{2-}$	40.6	0.541		
Inorganic Anions					Benzoate ⁻	32.4	0.863		
Br^-	78.1	2.080			Bromoacetate ⁻	39.2	1.044		
Br_3^-	43	1.145			Bromobenzoate ⁻	30	0.799		
BrO_3^-	55.7	1.483			Butyrate ⁻	32.6	—		
CN^-	78	2.077			Chloroacetate ⁻	39.8	1.060		
$1/2\text{CO}_3^{2-}$	69.3	0.923			$1/3\text{Citrate}^{3-}$	70.2	0.623		
Cl^-	76.31	2.032			Crotonate ⁻	33.2	0.884		
ClO_2^-	52	1.385			Cyanoacetate ⁻	43.4	1.156		
ClO_3^-	64.6	1.720			Dodecylsulfate ⁻	24	0.639		
ClO_4^-	67.3	1.792			Formate ⁻	54.6	1.454		
$1/3[\text{Co}(\text{CN})_6]^{3-}$	98.9	0.878			$1/2\text{Fumarate}^{2-}$	61.8	0.823		
$1/2\text{CrO}_4^{2-}$	85	1.132			$1/2\text{Glutarate}^{2-}$	52.6	0.700		
F^-	55.4	1.475			Hydrogenoxalate ⁻	40.2	1.070		
$1/4[\text{Fe}(\text{CN})_6]^{4-}$	110.4	0.735			Isovalerate ⁻	32.7	0.871		
$1/3[\text{Fe}(\text{CN})_6]^{3-}$	100.9	0.896			Lactate ⁻	38.8	1.033		
HS^-	65	1.731			$1/2\text{Malate}^{2-}$	58.8	0.783		
I^-	76.8	2.045			Methylsulfate ⁻	48.8	1.299		
IO_3^-	40.5	1.078			Picrate ⁻	30.37	0.809		
IO_4^-	54.5	1.451			Pivalate ⁻	31.9	0.849		
MnO_4^-	61.3	1.632			Propionate ⁻	35.8	0.953		
NO_3^-	—	1.902			Propylsulfate ⁻	37.1	0.988		
OH^-	198	5.273			Salicylate ⁻	—	0.959		
SCN^-	66	1.758			$1/2\text{Succinate}^{2-}$	58.8	0.783		
$1/2\text{SO}_3^{2-}$	72	0.959			<i>p</i> -Sulfonate ⁻	29.3	0.780		
$1/2\text{SO}_4^{2-}$	80.0	1.065			$1/2\text{Tartarate}^{2-}$	59.6	0.794		
$1/2\text{WO}_4^{2-}$	69	0.919			Trichloroacetate ⁻	35	0.932		

СТРУКТУРА КРИСТАЛЛИЧЕСКИХ ТЕЛ*

В графе «сингония» приняты следующие обозначения: I — кубическая, II — тетрагональная, III — гексагональная, IIIa — тригональная, IV — ромбическая, V — моноклиная, VI — триклинная.

Тип структуры неорганических соединений (третья графа) указан по Strukturbericht.

Пространственные группы (четвертая графа) даны в международном обозначении. Буквы и цифры в принятой последовательности определяют трансляционную решетку и тот минимум элементов симметрии, который полностью выражает данную пространственную группу. Размеры осей элементарной ячейки (пятая графа) приведены, как правило, в ангстремах ($1 \text{ \AA} = 10^{-8} \text{ см}$). Значения, выраженные в кХ, отмечены звездочкой. Соотношение между этими единицами выражается следующим образом:

$$1 \text{ кХ} = 1,00202 \text{ \AA} = 1,00202 \cdot 10^{-8} \text{ см}$$

В последней графе таблицы указано число формульных весов в элементарной ячейке. В случае статистических структур общее число различных атомов, приходящееся на элементарную ячейку, обозначено буквой \bar{A} .

Буквы α , β , γ и цифры I, II, III, IV, стоящие рядом с формулой, обозначают модификацию вещества.

Формула	Сингония	Тип структуры	Пространственная группа	Параметры ячейки a, b, c в \AA и углы α, β, γ	Число формульных весов	The Madelung constant M^\dagger
AgCl	I	NaCl	$Fm\bar{3}m$	5,556	4	1.74756
AgF	I	NaCl	$Fm\bar{3}m$	4,93	4	—/—
AgBr	I	NaCl	$Fm\bar{3}m$	5,776	4	—/—
CsBr	I	CsCl	$Pm\bar{3}m$	4,296	1	1.76267
CsCl (25° C)	I	CsCl	$Pm\bar{3}m$	4,10	1	—/—
CsF	I	NaCl	$Fm\bar{3}m$	6,020	4	1.74756
CsJ	I	CsCl	$Pm\bar{3}m$	4,5667	1	1.76267
KBr	I	NaCl	$Fm\bar{3}m$	6,599	4	1.74756
KCl	I	NaCl	$Fm\bar{3}m$	6,2910	4	—/—
KF	I	NaCl	$Fm\bar{3}m$	5,344	4	—/—
KJ	I	NaCl	$Fm\bar{3}m$	7,066	4	—/—
LiBr	I	NaCl	$Fm\bar{3}m$	5,501	4	—/—
LiCl	I	NaCl	$Fm\bar{3}m$	5,13988	4	—/—
LiF	I	NaCl	$Fm\bar{3}m$	4,0279	4	—/—
LiJ	I	NaCl	$Fm\bar{3}m$	6,012	4	—/—
NaBr	I	NaCl	$Fm\bar{3}m$	5,97299	4	—/—
NaF	I	NaCl	$Fm\bar{3}m$	5,63874*	4	—/—
NaCl (каменная соль)	I	NaCl	$Fm\bar{3}m$	5,63874*	4	—/—
NaJ	I	NaCl	$Fm\bar{3}m$	6,475	4	—/—

The Born Exponent[†], n is:

Ion type	n
He, Li ⁺	5
Ne, Na ⁺ , F ⁻	7
Ar, K ⁺ , Cu ⁺ , Cl ⁻	9
Kr, Rb ⁺ , Ag ⁺ , Br ⁻	10
Xe, Cs ⁺ , Au ⁺ , I ⁻	12

For a crystal with a mixed-ion type, an average of the values of n in this table is to be used (6 for LiF, for example).

* Справочник химика т. 1. Под ред. Никольского П.Б. 1966 г.

† CRC Handbook of Chemistry and Physics, 84th Edition, 2003-2004.

IONIC RADII IN CRYSTALS

Ionic radii are a useful tool for predicting and visualizing crystal structures. This table lists a set of ionic radii R_i in Å units for the most common coordination numbers CN of positive and negative ions. The values are based on experimental crystal structure determinations, supplemented by empirical relationships, and theoretical calculations. The notation sq after the coordination number indicates a square configuration, while py indicates pyramidal.

The advice of Howard T. Evans and Marvin J. Weber in preparing this table is appreciated.

REFERENCES

1. Shannon, R. D., *Acta Crystallogr.* A32, 751, 1976.
2. Jia, Y.Q., *J. Solid State Chem.* 95, 184, 1991.

Ion	CN	$R_i/\text{Å}$	Ion	CN	$R_i/\text{Å}$	Ion	CN	$R_i/\text{Å}$	Ion	CN	$R_i/\text{Å}$	Ion	CN	$R_i/\text{Å}$	Ion	CN	$R_i/\text{Å}$		
Anions			C^{4+}	4	0.15	Er^{3+}	6	0.89	Lu^{3+}	8	0.92	Pd^{+2}	6	0.78	Sr^{+2}	6	1.18		
F^{-1}	6	1.33	Ca^{+2}	6	0.16	Eu^{+2}	8	1.00		8	0.86		8	0.94		8	1.26		
Cl^{-1}	6	1.81		8	1.12		8	1.25		8	0.97		4sq	0.64		10	1.36		
Br^{-1}	6	1.96		10	1.23		10	1.35		4	0.57		6	0.86		12	1.44		
I^{-1}	6	2.20		12	1.34	Eu^{+3}	6	0.95	Mg^{+2}	6	0.72	Pd^{+3}	6	0.76	Ta^{+3}	6	0.72		
OH^{-1}	4	1.35	Cd^{+2}	4	0.78		8	1.07		8	0.89	Pd^{+4}	6	0.62	Ta^{+4}	6	0.68		
	6	1.37		6	0.95	F^{+7}	6	0.08	Mn^{+2}	4	0.66	Pm^{+3}	6	0.97	Ta^{+5}	6	0.64		
O^{-2}	2	1.21		8	1.10	Fe^{+2}	4	0.63		6	0.83		8	1.09	Tb^{+3}	6	0.92		
	6	1.40		12	1.31		6	0.61		8	0.96	Po^{+4}	6	0.97		8	1.04		
	8	1.42	Ce^{+3}	6	1.01		8	0.92	Mn^{+3}	6	0.58	Pr^{+3}	6	0.99	Tb^{+4}	6	0.76		
S^{-2}	6	1.84		8	1.14	Fe^{+3}	4	0.49	Mn^{+4}	4	0.39		8	1.13		8	0.88		
Se^{-2}	6	1.98		10	1.25		6	0.55		4	0.53	Pr^{+4}	6	0.85	Tc^{+4}	6	0.65		
Te^{-2}	6	2.21		12	1.34		8	0.78	Mo^{+5}	4	0.46		8	0.96	Te^{+4}	4	0.66		
Cations			Ce^{+4}	6	0.87	Fr^{+1}	6	1.80	Mo^{+6}	4	0.41	Pt^{+2}	4sq	0.60		6	0.97		
Ac^{+3}	6	1.12		8	0.97	Ga^{+3}	4	0.47		6	0.59		6	0.80	Te^{+6}	4	0.43		
Ag^{+1}	4	1.00		10	1.07		6	0.62	N^{+3}	6	0.16	Pt^{+4}	6	0.63		6	0.56		
	6	1.15		12	1.14	Gd^{+3}	6	0.94	N^{+5}	6	0.13	Pu^{+3}	6	1.00	Th^{+4}	6	0.94		
	8	1.28	Cr^{+3}	6	0.95		8	1.05	Na^{+1}	4	0.99	Pu^{+4}	6	0.86		8	1.05		
Ag^{+2}	4sq	0.79	Cr^{+4}	6	0.82	Ge^{+2}	6	0.73		6	0.61	Pu^{+5}	6	0.74		10	1.13		
	6	0.94		8	0.92	Ge^{+4}	4	0.39	Nb^{+3}	6	0.72	Pu^{+6}	6	0.71		12	1.21		
Al^{+3}	4	0.39	Cl^{+5}	3py	0.12		6	0.53		6	0.59	Ra^{+2}	8	1.48	Ti^{+2}	6	0.86		
	5	0.48	Cl^{+7}	4	0.08	Hf^{+4}	4	0.58	Nb^{+4}	6	0.68		12	1.70	Ti^{+3}	6	0.67		
	6	0.54	Cm^{+3}	6	0.97		6	0.71	Nb^{+5}	4	0.48	Rb^{+1}	6	1.52	Ti^{+4}	4	0.42		
Am^{+3}	6	0.98	Cm^{+4}	6	0.85	Hg^{+1}	6	1.19		8	1.61		8	1.61		6	0.61		
	8	1.09		8	0.95	Hg^{+2}	2	0.69	Nd^{+3}	6	0.98		10	1.66		8	0.74		
Am^{+4}	6	0.85	Co^{+2}	4	0.56		4	0.96		8	1.12		12	1.72	Ti^{+1}	6	1.50		
	8	0.95		6	0.65		6	1.02	Ni^{+2}	4sq	0.49	Re^{+4}	6	0.63		8	1.59		
As^{+3}	6	0.58		8	0.90		8	1.14		6	0.69	Re^{+5}	6	0.58		12	1.70		
As^{+5}	4	0.34	Co^{+3}	6	0.55	I^{+5}	3py	0.44	Ni^{+3}	6	0.56	Re^{+6}	6	0.55	Ti^{+5}	4	0.75		
	6	0.46	Cr^{+2}	6	0.73		6	0.95	Np^{+3}	6	1.01	Re^{+7}	4	0.38		6	0.89		
Au^{+1}	6	1.37	Cr^{+3}	6	0.62	I^{+7}	4	0.42		6	0.76		6	0.53		8	0.98		
Au^{+3}	4sq	0.64	Cr^{+4}	4	0.41		6	0.53	Np^{+4}	6	0.87	Rh^{+3}	6	0.67	Tm^{+2}	6	1.01		
	6	0.85		6	0.55	In^{+3}	4	0.62		6	0.75	Rh^{+4}	6	0.60		7	1.09		
Ba^{+2}	6	1.35	Cr^{+6}	4	0.26		6	0.80	Np^{+5}	6	0.72	Rh^{+5}	6	0.55	Tm^{+3}	6	0.88		
	8	1.42		6	0.44	Ir^{+3}	6	0.68	Np^{+6}	6	0.72	Ru^{+3}	6	0.68		8	0.99		
	12	1.61	Cs^{+1}	6	1.67	Ir^{+4}	6	0.63	Os^{+4}	6	0.63	Ru^{+4}	6	0.62	U^{+3}	6	1.03		
Be^{+2}	4	0.27		8	1.74	Ir^{+5}	6	0.57	Os^{+5}	6	0.58	Ru^{+5}	6	0.57	U^{+4}	6	0.89		
	6	0.45		10	1.81	K^{+1}	4	1.37	Os^{+6}	6	0.55	Ru^{+7}	4	0.38		8	1.00		
Bi^{+3}	5	0.96	Cu^{+1}	2	0.46		6	1.38	Os^{+8}	4	0.39	Ru^{+8}	4	0.36		8	1.00		
	6	1.03		4	0.60	La^{+3}	6	1.03	P^{+5}	4	0.17	S^{+4}	6	0.37	U^{+5}	6	0.76		
	8	1.17		6	0.77		8	1.16		6	0.69	S^{+6}	4	0.12	U^{+6}	2	0.45		
Bi^{+5}	6	0.76	Cu^{+2}	4sq	0.57		10	1.27	Ni^{+4}	6	0.38		6	0.29		4	0.52		
Bk^{+3}	6	0.96		6	0.73	Li^{+1}	4	0.59	Np^{+5}	6	0.75	Sb^{+3}	4py	0.76		6	0.73		
Bk^{+4}	6	0.83	Dy^{+2}	6	1.07		6	0.76		6	0.87		6	0.76		8	0.86		
	8	0.93		8	1.19		10	1.27	Np^{+6}	6	0.72	Sb^{+5}	6	0.60	V^{+2}	6	0.79		
Br^{+5}	3py	0.31		8	1.19		12	1.36	Os^{+14}	6	0.63	Sc^{+3}	6	0.75	V^{+3}	6	0.64		
Br^{+7}	4	0.25	Dy^{+3}	6	0.91		8	1.16	Os^{+16}	6	0.55		8	0.87	V^{+4}	5	0.53		
	6	0.39		8	1.03		10	1.27	Os^{+18}	4	0.39	Se^{+4}	6	0.50		6	0.58		
											Se^{+6}	4	0.28		8	0.72			
												6	0.42	V^{+5}	4	0.36			
											Si^{+4}	4	0.26		5	0.46			
												6	0.40		6	0.54			
											Sm^{+2}	6	1.19	W^{+4}	6	0.66			
												8	1.27	W^{+5}	6	0.62			
											Sm^{+3}	6	0.96	W^{+6}	4	0.42			
												8	1.08		5	0.51			
												12	1.24		6	0.60			
											Sn^{+4}	4	0.55	Y^{+3}	6	0.90			
												6	0.69		8	1.02			
												8	0.81		9	1.08			
											Ion	CN	$R_i/\text{Å}$	Ion	CN	$R_i/\text{Å}$	Ion	CN	$R_i/\text{Å}$
											Yb^{+2}	6	1.02	Zn^{+2}	4	0.60		6	0.72
												8	1.14		6	0.74		8	0.84
											Yb^{+3}	8	0.99		8	0.90		9	0.89
												9	1.04	Zr^{+4}	4	0.59			

ELECTROCHEMICAL SERIES

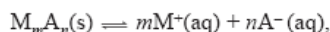
There are three tables for this electrochemical series. Each table lists standard reduction potentials, E° values, at 298.15 K (25°C), and at a pressure of 101.325 kPa (1 atm).

Alphabetical Listing

Reaction	E°/V	Reaction	E°/V
$\text{Ag}^+ + e \rightleftharpoons \text{Ag}$	0.7996	$\text{K}^+ + e \rightleftharpoons \text{K}$	-2.931
$\text{AgBr} + e \rightleftharpoons \text{Ag} + \text{Br}^-$	0.07133	$\text{La}^{3+} + 3 e \rightleftharpoons \text{La}$	-2.379
$\text{AgCl} + e \rightleftharpoons \text{Ag} + \text{Cl}^-$	0.22233	$\text{Mn}^{2+} + 2 e \rightleftharpoons \text{Mn}$	-1.185
$\text{AgCN} + e \rightleftharpoons \text{Ag} + \text{CN}^-$	-0.017	$\text{Mn}^{3+} + 3 e \rightleftharpoons \text{Mn}^{2+}$	1.5415
$\text{AgF} + e \rightleftharpoons \text{Ag} + \text{F}^-$	0.779	$\text{MnO}_2 + 4 \text{H}^+ + 2 e \rightleftharpoons \text{Mn}^{2+} + 2 \text{H}_2\text{O}$	1.224
$\text{AgI} + e \rightleftharpoons \text{Ag} + \text{I}^-$	-0.15224	$\text{MnO}_4^- + 2 \text{H}_2\text{O} + 3 e \rightleftharpoons \text{MnO}_2 + 4 \text{OH}^-$	0.595
$\text{Al}^{3+} + 3 e \rightleftharpoons \text{Al}$	-1.662	$\text{MnO}_4^- + 8 \text{H}^+ + 5 e \rightleftharpoons \text{Mn}^{2+} + 4 \text{H}_2\text{O}$	1.507
$\text{Au}^+ + e \rightleftharpoons \text{Au}$	1.692	$\text{MnO}_4^{2-} + 2 \text{H}_2\text{O} + 2 e \rightleftharpoons \text{MnO}_2 + 4 \text{OH}^-$	0.60
$\text{AuBr}_4^- + 3 e \rightleftharpoons \text{Au} + 4 \text{Br}^-$	0.854	$\text{Ni}^{2+} + 2 e \rightleftharpoons \text{Ni}$	-0.257
$\text{AuCl}_4^- + 3 e \rightleftharpoons \text{Au} + 4 \text{Cl}^-$	1.002	$\text{O}_2 + 2 \text{H}^+ + 2 e \rightleftharpoons \text{H}_2\text{O}_2$	0.695
$\text{Bi}^{3+} + 3 e \rightleftharpoons \text{Bi}$	0.308	$\text{O}_2 + 4 \text{H}^+ + 4 e \rightleftharpoons 2 \text{H}_2\text{O}$	1.229
$\text{Br}_2(\text{aq}) + 2 e \rightleftharpoons 2 \text{Br}^-$	1.0873	$\text{O}_2 + \text{H}_2\text{O} + 2 e \rightleftharpoons \text{HO}_2^- + \text{OH}^-$	-0.076
$\text{Br}_2(\text{l}) + 2 e \rightleftharpoons 2 \text{Br}^-$	1.066	$\text{O}_2 + 2 \text{H}_2\text{O} + 2 e \rightleftharpoons \text{H}_2\text{O}_2 + 2 \text{OH}^-$	-0.146
$\text{BrO}_3^- + 6 \text{H}^+ + 6 e \rightleftharpoons \text{Br}^- + 3 \text{H}_2\text{O}$	1.423	$\text{O}_2 + 2 \text{H}_2\text{O} + 4 e \rightleftharpoons 4 \text{OH}^-$	0.401
$\text{BrO}_3^- + 6 \text{H}^+ + 5 e \rightleftharpoons 1/2 \text{Br}_2 + 3 \text{H}_2\text{O}$	1.482	$\text{O}(\text{g}) + 2 \text{H}^+ + 2 e \rightleftharpoons \text{H}_2\text{O}$	2.421
Calomel electrode, 1 molal KCl	0.2800	$\text{OH}^- + e \rightleftharpoons \text{OH}^-$	2.02
Calomel electrode, 1 molar KCl (NCE)	0.2801	$\text{Pb}^{2+} + 2 e \rightleftharpoons \text{Pb}$	-0.1262
Calomel electrode, 0.1 molar KCl	0.3337	$\text{PbCl}_2 + 2 e \rightleftharpoons \text{Pb} + 2 \text{Cl}^-$	-0.2675
Calomel electrode, saturated KCl (SCE)	0.2412	$\text{PbO} + \text{H}_2\text{O} + 2 e \rightleftharpoons \text{Pb} + 2 \text{OH}^-$	-0.580
Calomel electrode, saturated NaCl (SSCE)	0.2360	$\text{PbO}_2 + 4 \text{H}^+ + 2 e \rightleftharpoons \text{Pb}^{2+} + 2 \text{H}_2\text{O}$	1.455
$\text{Cd}^{2+} + 2 e \rightleftharpoons \text{Cd}$	-0.4030	$\text{PbSO}_4 + 2 e \rightleftharpoons \text{Pb} + \text{SO}_4^{2-}$	-0.3588
$\text{Cd}(\text{OH})_4^{2-} + 2 e \rightleftharpoons \text{Cd} + 4 \text{OH}^-$	-0.658	$\text{Pd}^{2+} + 2 e \rightleftharpoons \text{Pd}$	0.951
$\text{Ce}^{3+} + 3 e \rightleftharpoons \text{Ce}$	-2.336	$[\text{PdCl}_4]^{2-} + 2 e \rightleftharpoons \text{Pd} + 4 \text{Cl}^-$	0.591
$\text{Cl}_2(\text{g}) + 2 e \rightleftharpoons 2 \text{Cl}^-$	1.35827	$[\text{PdCl}_6]^{2-} + 2 e \rightleftharpoons [\text{PdCl}_4]^{2-} + 2 \text{Cl}^-$	1.288
$\text{ClO}_3^- + 6 \text{H}^+ + 5 e \rightleftharpoons 1/2 \text{Cl}_2 + 3 \text{H}_2\text{O}$	1.47	$\text{Pt}^{2+} + 2 e \rightleftharpoons \text{Pt}$	1.18
$\text{ClO}_3^- + 6 \text{H}^+ + 6 e \rightleftharpoons \text{Cl}^- + 3 \text{H}_2\text{O}$	1.451	$[\text{PtCl}_4]^{2-} + 2 e \rightleftharpoons \text{Pt} + 4 \text{Cl}^-$	0.755
$\text{Co}^{2+} + 2 e \rightleftharpoons \text{Co}$	-0.28	$[\text{PtCl}_6]^{2-} + 2 e \rightleftharpoons [\text{PtCl}_4]^{2-} + 2 \text{Cl}^-$	0.68
$\text{Co}^{3+} + e \rightleftharpoons \text{Co}^{2+}$	1.92	$\text{Rb}^+ + e \rightleftharpoons \text{Rb}$	-2.98
$[\text{Co}(\text{NH}_3)_6]^{3+} + e \rightleftharpoons [\text{Co}(\text{NH}_3)_6]^{2+}$	0.108	$[\text{RhCl}_6]^{3-} + 3 e \rightleftharpoons \text{Rh} + 6 \text{Cl}^-$	0.431
$\text{Co}(\text{OH})_3 + e \rightleftharpoons \text{Co}(\text{OH})_2 + \text{OH}^-$	0.17	$\text{S} + 2 e \rightleftharpoons \text{S}^{2-}$	-0.47627
$\text{Cr}^{2+} + 2 e \rightleftharpoons \text{Cr}$	-0.913	$\text{S} + 2 \text{H}^+ + 2 e \rightleftharpoons \text{H}_2\text{S}(\text{aq})$	0.142
$\text{Cr}^{3+} + e \rightleftharpoons \text{Cr}^{2+}$	-0.407	$\text{S} + \text{H}_2\text{O} + 2 e \rightleftharpoons \text{SH}^- + \text{OH}^-$	-0.478
$\text{Cr}^{3+} + 3 e \rightleftharpoons \text{Cr}$	-0.744	$2 \text{S} + 2 e \rightleftharpoons \text{S}_2^{2-}$	-0.42836
$\text{Cr}^{\text{III}}\text{EDTA}^- + e \rightleftharpoons \text{Cr}^{\text{II}}\text{EDTA}^{2-}$	-0.953	$\text{S}_2\text{O}_6^{2-} + 4 \text{H}^+ + 2 e \rightleftharpoons 2 \text{H}_2\text{SO}_3$	0.564
$\text{Cu}^{2+} + 2 e \rightleftharpoons \text{Cu}$	0.3419	$\text{S}_2\text{O}_8^{2-} + 2 e \rightleftharpoons 2 \text{SO}_4^{2-}$	2.010
$\text{Cu}^{2+} + 2 \text{CN}^- + e \rightleftharpoons [\text{Cu}(\text{CN})_2]^-$	1.103	$\text{S}_2\text{O}_8^{2-} + 2 \text{H}^+ + 2 e \rightleftharpoons 2 \text{HSO}_4^-$	2.123
$\text{Cu}(\text{OH})_2 + 2 e \rightleftharpoons \text{Cu} + 2 \text{OH}^-$	-0.222	$\text{S}_4\text{O}_6^{2-} + 2 e \rightleftharpoons 2 \text{S}_2\text{O}_3^{2-}$	0.08
$\text{F}_2 + 2 \text{H}^+ + 2 e \rightleftharpoons 2 \text{HF}$	3.053	$2 \text{H}_2\text{SO}_3 + \text{H}^+ + 2 e \rightleftharpoons \text{HS}_2\text{O}_4^- + 2 \text{H}_2\text{O}$	-0.056
$\text{F}_2 + 2 e \rightleftharpoons 2 \text{F}^-$	2.866	$\text{H}_2\text{SO}_3 + 4 \text{H}^+ + 4 e \rightleftharpoons \text{S} + 3 \text{H}_2\text{O}$	0.449
$\text{Fe}^{2+} + 2 e \rightleftharpoons \text{Fe}$	-0.447	$2 \text{SO}_3^{2-} + 2 \text{H}_2\text{O} + 2 e \rightleftharpoons \text{S}_2\text{O}_4^{2-} + 4 \text{OH}^-$	-1.12
$\text{Fe}^{3+} + 3 e \rightleftharpoons \text{Fe}$	-0.037	$2 \text{SO}_3^{2-} + 3 \text{H}_2\text{O} + 4 e \rightleftharpoons \text{S}_2\text{O}_3^{2-} + 6 \text{OH}^-$	-0.571
$\text{Fe}^{3+} + e \rightleftharpoons \text{Fe}^{2+}$	0.771	$\text{SO}_4^{2-} + 4 \text{H}^+ + 2 e \rightleftharpoons \text{H}_2\text{SO}_3 + \text{H}_2\text{O}$	0.172
$[\text{Fe}(\text{CN})_6]^{3-} + e \rightleftharpoons [\text{Fe}(\text{CN})_6]^{4-}$	0.358	$2 \text{SO}_4^{2-} + 4 \text{H}^+ + 2 e \rightleftharpoons \text{S}_2\text{O}_6^{2-} + \text{H}_2\text{O}$	-0.22
$2 \text{H}^+ + 2 e \rightleftharpoons \text{H}_2$	0.00000	$\text{SO}_4^{2-} + \text{H}_2\text{O} + 2 e \rightleftharpoons \text{SO}_3^{2-} + 2 \text{OH}^-$	-0.93
$\text{H}_2 + 2 e \rightleftharpoons 2 \text{H}^-$	-2.23	$\text{Sn}^{2+} + 2 e \rightleftharpoons \text{Sn}$	-0.1375
$2 \text{H}_2\text{O} + 2 e \rightleftharpoons \text{H}_2 + 2 \text{OH}^-$	-0.8277	$\text{Sn}^{4+} + 2 e \rightleftharpoons \text{Sn}^{2+}$	0.151
$\text{H}_2\text{O}_2 + 2 \text{H}^+ + 2 e \rightleftharpoons 2 \text{H}_2\text{O}$	1.776	$\text{Sr}^+ + e \rightleftharpoons \text{Sr}$	-4.10
$\text{Hg}_2^{2+} + 2 e \rightleftharpoons \text{Hg}$	0.851	$\text{TcO}_4^- + 8 \text{H}^+ + 7 e \rightleftharpoons \text{Tc} + 4 \text{H}_2\text{O}$	0.472
$2 \text{Hg}_2^{2+} + 2 e \rightleftharpoons \text{Hg}_2^{2+}$	0.920	$\text{TeO}_4^- + 8 \text{H}^+ + 7 e \rightleftharpoons \text{Te} + 4 \text{H}_2\text{O}$	0.472
$\text{Hg}_2^{2+} + 2 e \rightleftharpoons 2 \text{Hg}$	0.7973	$\text{Ti}^{3+} + e \rightleftharpoons \text{Ti}^{2+}$	-0.9
$\text{Hg}_2\text{Cl}_2 + 2 e \rightleftharpoons 2 \text{Hg} + 2 \text{Cl}^-$	0.26808	$\text{Tl}(\text{OH})_3 + 2 e \rightleftharpoons \text{TlOH} + 2 \text{OH}^-$	-0.05
$\text{I}_2 + 2 e \rightleftharpoons 2 \text{I}^-$	0.5355	$\text{U}^{3+} + 3 e \rightleftharpoons \text{U}$	-1.798
$\text{I}_3^- + 2 e \rightleftharpoons 3 \text{I}^-$	0.536	$\text{UO}_2^{2+} + 4 \text{H}^+ + 6 e \rightleftharpoons \text{U} + 2 \text{H}_2\text{O}$	-1.444
$2 \text{IO}_3^- + 12 \text{H}^+ + 10 e \rightleftharpoons \text{I}_2 + 6 \text{H}_2\text{O}$	1.195	$\text{V}^{2+} + 2 e \rightleftharpoons \text{V}$	-1.175
$\text{IO}_3^- + 6 \text{H}^+ + 6 e \rightleftharpoons \text{I}^- + 3 \text{H}_2\text{O}$	1.085	$\text{V}^{3+} + e \rightleftharpoons \text{V}^{2+}$	-0.255
$\text{IO}_3^- + 2 \text{H}_2\text{O} + 4 e \rightleftharpoons \text{IO}^- + 4 \text{OH}^-$	0.15	$\text{VO}_2^+ + 2 \text{H}^+ + e \rightleftharpoons \text{VO}^{2+} + \text{H}_2\text{O}$	0.991
$\text{In}^{3+} + 3 e \rightleftharpoons \text{In}$	-0.3382	$\text{WO}_3 + 6 \text{H}^+ + 6 e \rightleftharpoons \text{W} + 3 \text{H}_2\text{O}$	-0.090
$\text{Ir}^{3+} + 3 e \rightleftharpoons \text{Ir}$	1.156	$\text{Zn}^{2+} + 2 e \rightleftharpoons \text{Zn}$	-0.7618
$[\text{IrCl}_6]^{2-} + e \rightleftharpoons [\text{IrCl}_6]^{3-}$	0.8665	$\text{Zn}(\text{OH})_4^{2-} + 2 e \rightleftharpoons \text{Zn} + 4 \text{OH}^-$	-1.199
$[\text{IrCl}_6]^{3-} + 3 e \rightleftharpoons \text{Ir} + 6 \text{Cl}^-$	0.77		

SOLUBILITY PRODUCT CONSTANTS

The solubility product constant K_{sp} is a useful parameter for calculating the aqueous solubility of sparingly soluble compounds under various conditions. It may be determined by direct measurement or calculated from the standard Gibbs energies of formation $\Delta_f G^\circ$ of the species involved at their standard states. $K_{sp} = [M^+]^m [A^-]^n$ is the equilibrium constant for the reaction



where $M_m A_n$ is the slightly soluble substance and M^+ and A^- are the ions produced in solution by the dissociation of $M_m A_n$.

Formula	K_{sp}	Formula	K_{sp}	Formula	K_{sp}
AlPO ₄	9.84·10 ⁻²¹	PbCO ₃	7.40·10 ⁻¹⁴	Ag ₂ C ₂ O ₄	5.40·10 ⁻¹²
Ba(BrO ₃) ₂	2.43·10 ⁻⁴	PbCl ₂	1.70·10 ⁻⁵	Ag ₃ PO ₄	8.89·10 ⁻¹⁷
BaCO ₃	2.58·10 ⁻⁹	PbF ₂	3.3·10 ⁻⁸	Ag ₂ SO ₄	1.20·10 ⁻⁵
BaCrO ₄	1.17·10 ⁻¹⁰	Pb(OH) ₂	1.43·10 ⁻²⁰	Ag ₂ SO ₃	1.50·10 ⁻¹⁴
BaF ₂	1.84·10 ⁻⁷	Pb(IO ₃) ₂	3.69·10 ⁻¹³	AgSCN	1.03·10 ⁻¹²
Ba(OH) ₂ ·8H ₂ O	2.55·10 ⁻⁴	PbI ₂	9.8·10 ⁻⁹	Sr ₃ (AsO ₄) ₂	4.29·10 ⁻¹⁹
Ba(IO ₃) ₂	4.01·10 ⁻⁹	PbSeO ₄	1.37·10 ⁻⁷	SrCO ₃	5.60·10 ⁻¹⁰
Ba(IO ₃) ₂ ·H ₂ O	1.67·10 ⁻⁹	PbSO ₄	2.53·10 ⁻⁸	SrF ₂	4.33·10 ⁻⁹
BaMoO ₄	3.54·10 ⁻⁸	Li ₂ CO ₃	8.15·10 ⁻⁴	Sr(IO ₃) ₂	1.14·10 ⁻⁷
Ba(NO ₃) ₂	4.64·10 ⁻³	LiF	1.84·10 ⁻³	Sr(IO ₃) ₂ ·H ₂ O	3.77·10 ⁻⁷
BaSeO ₄	3.40·10 ⁻⁸	Li ₃ PO ₄	2.37·10 ⁻¹¹	Sr(IO ₃) ₂ ·6H ₂ O	4.55·10 ⁻⁷
BaSO ₄	1.08·10 ⁻¹⁰	MgCO ₃	6.82·10 ⁻⁶	SrSO ₄	3.44·10 ⁻⁷
BaSO ₃	5.0·10 ⁻¹⁰	MgCO ₃ ·3H ₂ O	2.38·10 ⁻⁶	TlBrO ₃	1.10·10 ⁻⁴
Be(OH) ₂	6.92·10 ⁻²²	MgCO ₃ ·5H ₂ O	3.79·10 ⁻⁶	TlBr	3.71·10 ⁻⁶
BiAsO ₄	4.43·10 ⁻¹⁰	MgF ₂	5.16·10 ⁻¹¹	TlCl	1.86·10 ⁻⁴
BiI ₃	7.71·10 ⁻¹⁹	Mg(OH) ₂	5.61·10 ⁻¹²	Tl ₂ CrO ₄	8.67·10 ⁻¹³
Cd ₃ (AsO ₄) ₂	2.2·10 ⁻³³	MgC ₂ O ₄ ·2H ₂ O	4.83·10 ⁻⁶	TlIO ₃	3.12·10 ⁻⁶
CdCO ₃	1.0·10 ⁻¹²	Mg ₃ (PO ₄) ₂	1.04·10 ⁻²⁴	TlI	5.54·10 ⁻⁸
CdF ₂	6.44·10 ⁻³	MnCO ₃	2.24·10 ⁻¹¹	TlSCN	1.57·10 ⁻⁴
Cd(OH) ₂	7.2·10 ⁻¹⁵	Mn(IO ₃) ₂	4.37·10 ⁻⁷	Tl(OH) ₃	1.68·10 ⁻⁴⁴
Cd(IO ₃) ₂	2.5·10 ⁻⁸	Mn ₂ C ₂ O ₄ ·2H ₂ O	1.70·10 ⁻⁷	Sn(OH) ₂	5.45·10 ⁻²⁷
CdC ₂ O ₄ ·3H ₂ O	1.42·10 ⁻⁸	Hg ₂ Br ₂	6.40·10 ⁻²³	Y ₂ (CO ₃) ₃	1.03·10 ⁻³¹
Cd ₃ (PO ₄) ₂	2.53·10 ⁻³³	Hg ₂ CO ₃	3.6·10 ⁻¹⁷	YF ₃	8.62·10 ⁻²¹
CaCO ₃	3.36·10 ⁻⁹	Hg ₂ Cl ₂	1.43·10 ⁻¹⁸	Y(OH) ₃	1.00·10 ⁻²²
CaF ₂	3.45·10 ⁻¹¹	Hg ₂ F ₂	3.10·10 ⁻⁶	Y(IO ₃) ₃	1.12·10 ⁻¹⁰
Ca(OH) ₂	5.02·10 ⁻⁶	Hg ₂ I ₂	5.2·10 ⁻²⁹	Zn ₃ (AsO ₄) ₂	2.8·10 ⁻²⁸
Ca(IO ₃) ₂	6.47·10 ⁻⁶	Hg ₂ C ₂ O ₄	1.75·10 ⁻¹³	ZnCO ₃	1.46·10 ⁻¹⁰
Ca(IO ₃) ₂ ·6H ₂ O	7.10·10 ⁻⁷	Hg ₂ SO ₄	6.5·10 ⁻⁷	ZnCO ₃ ·H ₂ O	5.42·10 ⁻¹¹
CaMoO ₄	1.46·10 ⁻⁸	Hg ₂ (SCN) ₂	3.2·10 ⁻²⁰	ZnF ₂	3.04·10 ⁻²
CaC ₂ O ₄ ·H ₂ O	2.32·10 ⁻⁹	HgBr ₂	6.2·10 ⁻²⁰	Zn(OH) ₂	3·10 ⁻¹⁷
Ca ₃ (PO ₄) ₂	2.07·10 ⁻³³	HgI ₂	2.9·10 ⁻²⁹	Zn(IO ₃) ₂ ·2H ₂ O	4.1·10 ⁻⁶
CaSO ₄	4.93·10 ⁻⁵	Nd ₂ (CO ₃) ₃	1.08·10 ⁻³³	ZnC ₂ O ₄ ·2H ₂ O	1.38·10 ⁻⁹
CaSO ₄ ·2H ₂ O	3.14·10 ⁻⁵	NiCO ₃	1.42·10 ⁻⁷	ZnSe	3.6·10 ⁻²⁶
CaSO ₃ ·0.5H ₂ O	3.1·10 ⁻⁷	Ni(OH) ₂	5.48·10 ⁻¹⁶	ZnSeO ₃ ·H ₂ O	1.59·10 ⁻⁷
CsClO ₄	3.95·10 ⁻³	Ni(IO ₃) ₂	4.71·10 ⁻⁵		
CsIO ₄	5.16·10 ⁻⁶	Ni ₃ (PO ₄) ₂	4.74·10 ⁻³²		
Co ₃ (AsO ₄) ₂	6.80·10 ⁻²⁹	Pd(SCN) ₂	4.39·10 ⁻²³		
Co(OH) ₂	5.92·10 ⁻¹⁵	K ₂ PtCl ₆	7.48·10 ⁻⁶	Sulfides	
Co(IO ₃) ₂ ·2H ₂ O	1.21·10 ⁻²	KClO ₄	1.05·10 ⁻²	CdS	1.2 · 10 ⁻²⁸
Co ₃ (PO ₄) ₂	2.05·10 ⁻³⁵	KIO ₄	3.71·10 ⁻⁴	CuS	3.2 · 10 ⁻³⁸
CuBr	6.27·10 ⁻⁹	Pr(OH) ₃	3.39·10 ⁻²⁴	FeS	3.8 · 10 ⁻²⁰
CuCl	1.72·10 ⁻⁷	Ra(IO ₃) ₂	1.16·10 ⁻⁹	PbS	3.6 · 10 ⁻²⁹
CuCN	3.47·10 ⁻²⁰	RaSO ₄	3.66·10 ⁻¹¹	MnS	1.4 · 10 ⁻¹⁵
CuI	1.27·10 ⁻¹²	RbClO ₄	3.00·10 ⁻³	HgS	3 · 10 ⁻⁵⁴
CuSCN	1.77·10 ⁻¹³	ScF ₃	5.81·10 ⁻²⁴	Ag ₂ S	5.7 · 10 ⁻⁵¹
Cu ₃ (AsO ₄) ₂	7.95·10 ⁻³⁶	Sc(OH) ₃	2.22·10 ⁻³¹	SnS	1 · 10 ⁻²⁷
Cu(IO ₃) ₂ ·H ₂ O	6.94·10 ⁻⁸	AgCH ₃ COO	1.94·10 ⁻³	ZnS	6.9 · 10 ⁻²⁶
Cu ₂ O ₄	4.43·10 ⁻¹⁰	Ag ₃ AsO ₄	1.03·10 ⁻²²		
Cu ₃ (PO ₄) ₂	1.40·10 ⁻³⁷	AgBrO ₃	5.38·10 ⁻⁵		
Eu(OH) ₃	9.38·10 ⁻²⁷	AgBr	5.35·10 ⁻¹³		
Ga(OH) ₃	7.28·10 ⁻³⁶	Ag ₂ CO ₃	8.46·10 ⁻¹²		
FeCO ₃	3.13·10 ⁻¹¹	AgCl	1.77·10 ⁻¹⁰		
FeF ₂	2.36·10 ⁻⁶	Ag ₂ CrO ₄	1.12·10 ⁻¹²		
Fe(OH) ₂	4.87·10 ⁻¹⁷	AgCN	5.97·10 ⁻¹⁷		
Fe(OH) ₃	2.79·10 ⁻³⁹	AgIO ₃	3.17·10 ⁻⁸		
FePO ₄ ·2H ₂ O	9.91·10 ⁻¹⁶	AgI	8.52·10 ⁻¹⁷		
La(IO ₃) ₃	7.50·10 ⁻¹²				
PbBr ₂	6.60·10 ⁻⁶				

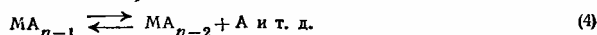
PHYSICAL CONSTANTS OF SOME METALS

Formula	CAS Reg No.	Mol. Weight	Physical Form	mp/°C	bp/°C	Density g cm ⁻³
Al	7429-90-5	26.982	silv-wh metal cub cry	660.32	2519	2.70
Sb	7440-36-0	121.760	silv metal hex	630.63	1587	6.68
As	7440-38-2	74.922	gray metal rhomb	817 p (3.70 MPa)	603 sp	5.75
Ba	7440-39-3	137.327	silv-yel metal cub	727	1897	3.62
Be	7440-41-7	9.012	hex	1287	2471	1.85
Bi	7440-69-9	208.980	gray-wh soft metal	271.40	1564	9.79
Br ₂	7726-95-6	159.808	red liq	-7.2	58.8	3.1028
Cd	7440-43-9	112.411	silv-wh metal	321.07	767	8.69
Ca	7440-70-2	40.078	silv-wh metal	842	1484	1.54
Ce	7440-45-1	140.116	silv metal cub or hex	798	3443	6.770
Cs	7440-46-2	132.905	silv-wh metal	28.5	671	1.93
Cr	7440-47-3	51.996	blue-wh metal cub	1907	2671	7.15
Co	7440-48-4	58.933	gray metal hex or cub	1495	2927	8.86
Cu	7440-50-8	63.546	red metal cub	1084.62	2562	8.96
Eu	7440-53-1	151.964	soft silv metal cub	822	1529	5.24
Fr	7440-73-5	223	short-lived alkali metal	27		
Gd	7440-54-2	157.25	silv metal hex	1313	3273	7.90
Ga	7440-55-3	69.723	silv liq or gray orth cry	29.771 p	2204	5.91
Ge	7440-56-4	72.61	gray-wh cub cry	938.25	2833	5.3234
Au	7440-57-5	196.967	soft yellow metal	1064.18	2856	19.3
Hf	7440-58-6	178.49	gray metal hex	2233	4603	13.3
In	7440-74-6	114.818	soft white metal	156.60	2072	7.31
Fe	7439-89-6	55.845	silv-wh or gray metal	1538	2861	7.87
La	7439-91-0	138.906	silv metal hex	918	3464	6.15
Pb	7439-92-1	207.2	soft silv-gray metal cub	327.46	1749	11.3
Li	7439-93-2	6.941	soft silv-white metal	180.50	1342	0.534
Mg	7439-95-4	24.305	silv-wh metal	650	1090	1.74
Mn	7439-96-5	54.938	hard gray metal	1246	2061	7.3
Hg	7439-97-6	200.59	heavy silv liq	-38.837 p	356.73	13.5336
Mo	7439-98-7	95.94	gray-black metal cub	2623	4639	10.2
Ni	7440-02-0	58.693	white metal cub	1455	2913	8.90
Nb	7440-03-1	92.906	gray metal cub	2477	4744	8.57
Os	7440-04-2	190.23	blue-wh metal hex	3033	5012	22.59
Pd	7440-05-3	106.42	silv-wh metal cub	1554.9	2963	12.0
Pt	7440-06-4	195.08	silv-gray metal cub	1768.4	3825	21.5
K	7440-09-7	39.098	soft silv-white metal cub	63.5	759	0.89
Re	7440-15-5	186.207	silv-gray metal	3186	5596	20.8
Rb	7440-17-7	85.468	soft silv metal cub	39.30	688	1.53
Se	7782-49-2	78.96	gray metallic cry; hex	220.5	685	4.81
Ag	7440-22-4	107.868	silv metal cub	961.78	2162	10.5
Na	7440-23-5	22.990	soft silv metal cub	97.80	883	0.97
Sr	7440-24-6	87.62	silv-wh metal cub	777	1382	2.64
Tc	7440-26-8	98	hex cry	2157	4265	11
Tl	7440-28-0	204.383	soft blue-wh metal	304	1473	11.8
Sn	7440-31-5	118.710	cub cry	trans to white Sn 13.2	2602	5.769
Ti	7440-32-6	47.867	gray metal hex	1668	3287	4.506
W	7440-33-7	183.84	gray-wh metal cub	3422	5555	19.3
U	7440-61-1	238.029	silv-wh orth cry	1135	4131	19.1
V	7440-62-2	50.942	gray-wh metal cub	1910	3407	6.0
Zn	7440-66-6	65.39	blue-wh metal hex	419.53	907	7.14
Zr	7440-67-7	91.224	gray-wh metal hex	1855	4409	6.52

CRC Handbook of Chemistry and Physics, 84th Edition, 2003-2004.


Константы нестойкости комплексных соединений

В пятой графе дается последовательная константа нестойкости k , представляющая собой константу равновесия реакции типа (3) или (4).



В седьмой графе представлены значения общей константы нестойкости K , являющейся константой равновесия реакции (1).

В тех случаях, когда $n = 1$, значения последовательной и общей констант нестойкости совпадают.



Комплекс	Температура, °С	Ионная сила	Метод	k	pK	K	pK
$CuNH_3^2+$	30	0,5—5,0	"	$7,10 \cdot 10^{-5}$	4,15	$7,10 \cdot 10^{-5}$	4,15
$Cu(NH_3)_2^{2+}$	30	0,5—5,0	"	$3,16 \cdot 10^{-4}$	3,50	$2,24 \cdot 10^{-8}$	7,65
$Cu(NH_3)_3^{2+}$	30	0,5—5,0	"	$1,29 \cdot 10^{-3}$	2,89	$2,89 \cdot 10^{-11}$	10,54
$Cu(NH_3)_4^{2+}$	30	0,5—5,0	"	$7,40 \cdot 10^{-3}$	2,13	$2,14 \cdot 10^{-13}$	12,67
$Cu(NH_3)_5^{2+}$	"	3,0	-0,5	$6,42 \cdot 10^{-13}$	12,2
$CuNH_3^+$	$6,6 \cdot 10^{-7}$	6,18	$6,6 \cdot 10^{-7}$	6,18
$Cu(NH_3)_2^+$	$2,04 \cdot 10^{-5}$	4,69	$1,35 \cdot 10^{-11}$	10,87
$NiNH_3^{2+}$	30	0,5—5,0	"	$1,62 \cdot 10^{-3}$	2,79	$1,62 \cdot 10^{-3}$	2,79
$Ni(NH_3)_2^{2+}$	30	0,5—5,0	"	$5,75 \cdot 10^{-3}$	2,24	$9,31 \cdot 10^{-6}$	5,03
$Ni(NH_3)_3^{2+}$	30	0,5—5,0	"	$1,86 \cdot 10^{-2}$	1,73	$1,73 \cdot 10^{-7}$	6,76
$Ni(NH_3)_4^{2+}$	30	0,5—5,0	"	$6,45 \cdot 10^{-2}$	1,19	$1,12 \cdot 10^{-8}$	7,95
$Ni(NH_3)_5^{2+}$	30	0,5—5,0	"	0,178	0,75	$2,00 \cdot 10^{-9}$	8,70
$Ni(NH_3)_6^{2+}$	30	0,5—5,0	"	0,934	0,03	$1,86 \cdot 10^{-9}$	8,73
$ZnNH_3^2+$	30	0,5—5,0	"	$4,26 \cdot 10^{-3}$	2,37	$4,26 \cdot 10^{-3}$	2,37
$Zn(NH_3)_2^{2+}$	30	0,5—5,0	"	$3,63 \cdot 10^{-3}$	2,44	$1,54 \cdot 10^{-5}$	4,81
$Zn(NH_3)_3^{2+}$	30	0,5—5,0	"	$3,16 \cdot 10^{-3}$	2,50	$4,87 \cdot 10^{-8}$	7,31
$Zn(NH_3)_4^{2+}$	30	0,5—5,0	"	$7,10 \cdot 10^{-3}$	2,15	$3,46 \cdot 10^{-10}$	9,46
$FeOH^+$	25	0	потенц., расч.	$1,3 \cdot 10^{-4}$	3,9	$1,3 \cdot 10^{-4}$	3,9
$FeOH^{2+}$	25	0	спектр., расч.	$1,55 \cdot 10^{-12}$	11,81	$1,55 \cdot 10^{-12}$	11,81
	25	0,1	потенц.	$7,9 \cdot 10^{-12}$	11,10	$7,9 \cdot 10^{-12}$	11,10
	25	3,0	"	$1,12 \cdot 10^{-11}$	10,95	$1,12 \cdot 10^{-11}$	10,95
$Fe(OH)_2^+$	25	0,1	"	$1,82 \cdot 10^{-11}$	10,74	$2,04 \cdot 10^{-22}$	21,69
$Zn(OH)_4^{2-}$	25	переменная	раств.	$3,6 \cdot 10^{-16}$	15,44
$Ag(S_2O_3)_2^{3-}$	комн.	..	потенц.	$2,5 \cdot 10^{-14}$	13,60
BaS_2O_3	25	0	раств.	$4,7 \cdot 10^{-3}$	2,33	$4,7 \cdot 10^{-3}$	2,33
CaS_2O_3	25	0	"	$1,04 \cdot 10^{-2}$	1,98	$1,04 \cdot 10^{-2}$	1,98
$CdCN^+$	25	3,0	"	$2,9 \cdot 10^{-6}$	5,54	$2,9 \cdot 10^{-6}$	5,54
$Cd(CN)_2$	25	3,0	"	$8,7 \cdot 10^{-6}$	5,06	$2,5 \cdot 10^{-11}$	10,60
$Cd(CN)_3^-$	25	3,0	"	$2,0 \cdot 10^{-5}$	4,70	$5,0 \cdot 10^{-16}$	15,30
$Cd(CN)_4^{2-}$	25	3,0	"	$2,8 \cdot 10^{-4}$	3,55	$1,41 \cdot 10^{-19}$	18,85
$Cu(CN)_2^-$	25	0	"	$1 \cdot 10^{-24}$	24
$Cu(CN)_3^{2-}$	25	0	спектр.	$2,6 \cdot 10^{-5}$	4,59	$2,6 \cdot 10^{-29}$	28,59
$Cu(CN)_4^{3-}$	25	0	"	$2 \cdot 10^{-2}$	1,70	$5 \cdot 10^{-31}$	30,30
$Fe(CN)_6^{4-}$	25	..	термодин.	$1 \cdot 10^{-24}$	24
$Fe(CN)_6^{3-}$	25	..	"	$1 \cdot 10^{-31}$	31
$Hg(CN)_4^{2-}$	25	0,05—0,20	потенц.	$4 \cdot 10^{-42}$	41,4

Справочник химика т. 3. Под ред. Никольского П.Б. 1966 г.

Значения равновесного потенциала (E_p), коэффициента переноса (α) для восстановления Bi^{3+} в растворах ($\text{HClO}_4 + \text{NaClO}_4$), коэффициенты диффузии $D_{\text{Bi(III)}}$ и измеряемые константы скорости переноса электрона.

$C(\text{HClO}_4 + \text{NaClO}_4)$, моль/л	$a_{\text{H}_2\text{O}}$	E_p , В отн. нас.к.э.	α	$10^6 D_{\text{Bi(III)}}$, $\text{см}^2 \text{с}^{-1}$	$10^4 k_s$, $\text{см} \text{с}^{-1}$
1	0.965	0.084	0.29	5.92	2.17
2	0.927	0.074	0.28	5.00	1.97
3	0.885	0.081	0.24	5.10	2.25
4	0.832	0.089	0.33	5.00	3.87
5	0.774	0.094	0.54	3.97	24.20
6	0.704	0.102	0.67	3.50	56.70
7	0.628	0.109	0.82	3.00	70.60
8	0.543	0.138	0.72	1.60	60.60

Гетерогенные константы скорости и коэффициенты переноса для реакций восстановления некоторых соединений на ртутном электроде

реагент/продукт	коэффициент переноса	гетерогенная константа скорости, $\text{см} \cdot \text{с}^{-1}$
$\text{Fe}(\text{CN})_6^{3-}/\text{Fe}(\text{CN})_6^{4-}$	0.5	0.1
$\text{RhCl}_6^{3-}/\text{Rh}$	0.4	$9.41 \cdot 10^{-8}$
TcO_4^-/Tc	0.3	$6.14 \cdot 10^{-8}$
$\text{PtCl}_6^{2-}/\text{PtCl}_4^{2-}$	0.5	0.12
$\text{IrCl}_6^{3-}/\text{Ir}$	0.3	$7.26 \cdot 10^{-8}$
$\text{BrO}_3^-/\text{Br}^-$	0.5	0.15
$\text{PdCl}_4^{2-}/\text{Pd}$	0.5	$1.38 \cdot 10^{-9}$
$\text{AuBr}_4^-/\text{Au}$	0.4	$3.2 \cdot 10^{-9}$
$\text{Cr}^{\text{III}}\text{EDTA}^-/\text{Cr}^{\text{II}}\text{EDTA}^{2-}$	0.5	0.45

Токи обмена для водородной и кислородной реакций

электрод	электролит	водородная реакция, $\text{А}/\text{см}^2$	кислородная реакция, $\text{А}/\text{см}^2$
платина	1-3 М NaOH		$4 \cdot 10^{-8}$
никель	0.007-0.08 М NaOH	$7.7 \cdot 10^{-5}$	
никель	1-3 М NaOH	$3,5 \cdot 10^{-3}$	